






Bike Transportation Survey

1. What is your University affiliation?		
	Response Percent	Response Count
Student 	62.0%	352
Faculty/Staff 	38.0%	216
<i>answered question</i>		568
<i>skipped question</i>		1







2. Where do you live?		
	Response Percent	Response Count
On Campus Residence Hall or Apartment 	14.3%	81
University Glen 	9.7%	55
Off Campus 	76.1%	432
<i>answered question</i>		568
<i>skipped question</i>		1

3. If you live Off Campus, how many miles is your one way commute?		Response Count
		425
<i>answered question</i>		425
<i>skipped question</i>		144

4. What is your zip code?

	Response Count
	428
<i>answered question</i>	428
<i>skipped question</i>	141

5. What is your primary mode of transportation to campus?

	Response Percent	Response Count
Car or Motorcycle 	71.8%	404
Walk 	12.1%	68
Bike 	3.9%	22
Vista Bus 	8.0%	45
Metro/Amtrak 	0.4%	2
Carpool 	3.9%	22
<i>answered question</i>		563
<i>skipped question</i>		6



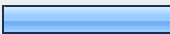


6. If you have a secondary mode of transportation, what is it?

	Response Percent	Response Count
Do not have 2nd mode	43.6%	234
Car or Motorcycle	22.3%	120
Walk	4.7%	25
Bike	13.4%	72
Vista Bus	5.4%	29
Metro/Amtrak	0.6%	3
Carpool	10.1%	54
answered question		537
skipped question		32



7. Do you bicycle in combination with other transportation modes (Vista Bus, Metrolink) to campus?

	Response Percent	Response Count
Often	4.5%	25
Sometimes	5.4%	30
Rarely	7.7%	43
Never	82.5%	461
answered question		559
skipped question		10

8. When did you last ride a bike?

	Response Percent	Response Count
This week 	24.7%	139
Within the last month 	17.8%	100
Within the last year 	25.1%	141
More than a year ago 	28.6%	161
Never 	3.7%	21
answered question		562
skipped question		7

9. Do you own a bicycle?

	Response Percent	Response Count
Yes 	72.9%	409
No 	27.1%	152
answered question		561
skipped question		8

10. How often do you ride your bicycle to campus?		
	Response Percent	Response Count
Daily	2.7%	15
A couple times per week	5.4%	30
A couple times per month	3.6%	20
A couple times per year	5.9%	33
Never, live on campus	16.1%	90
Never, live off campus	66.4%	372
answered question		560
skipped question		9

11. If you ride to campus, where do you park your bike?		Response Count
		91
answered question		91
skipped question		478

12. Is it easy to find a space in the bike racks?		
	Response Percent	Response Count
Yes, I can find spaces in the bike racks	33.0%	31
I sometimes have difficulty finding a space	17.0%	16
No, I often have difficulty finding a space	20.2%	19
Not applicable	29.8%	28
answered question		94
skipped question		475

13. Where do you think more bicycle racks are needed:		Response Count
		81
	<i>answered question</i>	81
	<i>skipped question</i>	488

14. How important would these factors be in encouraging you to bicycle to campus more often?						
	Very Important	Somewhat Important	Neutral	Not too Important	Not at all Important	Response Count
Need to purchase a bike/better bike	20.2% (106)	16.6% (87)	18.1% (95)	12.0% (63)	33.1% (174)	525
Bike racks closer to offices/classes	35.9% (189)	24.7% (130)	15.8% (83)	5.9% (31)	17.7% (93)	526
More bike lanes on major streets	60.3% (318)	18.8% (99)	6.6% (35)	2.7% (14)	11.6% (61)	527
Shower and changing facilities at the gym	34.4% (181)	21.9% (115)	19.2% (101)	8.4% (44)	16.2% (85)	526
Shorter travel distance	46.6% (244)	16.4% (86)	17.2% (90)	4.6% (24)	15.3% (80)	524
Less or slower vehicular traffic on route to campus	29.1% (152)	21.8% (114)	23.4% (122)	8.8% (46)	16.9% (88)	522
Need rack/basket to carry items	20.6% (108)	22.5% (118)	22.9% (120)	13.9% (73)	20.2% (106)	525
Ability take bicycle on VISTA bus	26.2% (137)	20.7% (108)	22.8% (119)	8.2% (43)	22.2% (116)	523
Ability to take bicycle on Metrolink/Amtrak	17.0% (89)	14.4% (75)	30.1% (157)	9.8% (51)	28.7% (150)	522
Need more information about taking a bike on VISTA Bus/Amtrak/Metrolink	20.5% (107)	18.4% (96)	25.0% (131)	7.8% (41)	28.3% (148)	523
Need more information about the route I should take	23.7% (123)	20.6% (107)	19.1% (99)	7.5% (39)	29.1% (151)	519
Need more information about bicycle maintenance and repair	14.8% (77)	18.6% (97)	25.3% (132)	9.6% (50)	31.7% (165)	521
					<i>answered question</i>	532
					<i>skipped question</i>	37

15. Are there other factors that would encourage to bike to campus more often?		Response Count
		231
	<i>answered question</i>	231
	<i>skipped question</i>	338

16. If CI offered the following, would it encourage you to bicycle to campus?						
	Very likely	Likely	Unsure	Unlikely	Very Unlikely	Response Count
Repair equipment: e.g., air pumps, tire patches	22.4% (119)	25.4% (135)	17.1% (91)	14.5% (77)	20.7% (110)	532
Bike safety equipment: e.g., lights, helmet, reflectors, reflective clothing	19.4% (103)	23.2% (123)	18.5% (98)	18.5% (98)	20.5% (109)	531
Bicycle technique and safety classes	12.2% (65)	16.9% (90)	22.9% (122)	21.4% (114)	26.6% (142)	533
Bicycle maintenance classes	14.7% (78)	21.6% (114)	19.7% (104)	18.3% (97)	25.7% (136)	529
					<i>answered question</i>	533
					<i>skipped question</i>	36

17. If Channel Islands provided free bicycles for use ON CAMPUS, how often would you use them to						
	Very Often	Often	Sometimes	Not Very Often	Unsure	Response Count
Get from parking lots to classrooms or offices?	28.6% (151)	15.5% (82)	19.5% (103)	30.1% (159)	6.3% (33)	528
Get from offices/classrooms to other locations on campus (e.g. residence halls, HUB, library, Town Center)?	30.9% (163)	17.1% (90)	20.5% (108)	25.6% (135)	5.9% (31)	527
					<i>answered question</i>	535
					<i>skipped question</i>	34

18. If Channel Islands provided free bicycles to use OFF CAMPUS....						
	Very Often	Often	Sometimes	Not Very Often	Unsure	Response Count
How likely would you be to use them to get from campus to other locations (Old Town Camarillo, Metrolink, Outlet Mall, theater, beach, other?)	16.8% (90)	11.0% (59)	16.8% (90)	42.8% (229)	12.5% (67)	535
<i>answered question</i>						535
<i>skipped question</i>						34

19. Do you have any other suggestions or comments about biking at CI?		Response Count
		189
<i>answered question</i>		189
<i>skipped question</i>		380